

# Hygienic Glass Doors

Complete Access Solutions

---



Chosen by the  
**world's leading**  
pharma, research  
and healthcare  
companies

# Hygieniglass Sliding Doors

## Hygienic sliding glass door system

The innovative glass sliding system is durable, contemporary and ideal for providing visibility. Whilst the smooth sliding action saves on opening space.



Healthcare Doors

---



Pharmaceutical Doors

---



Research Laboratory  
Doors

---

# DT-A1 Hygieniglass sliding door options

Non-hermetic sealing door types



## **DT-A1 Hygieniglass sliding door with fixed glazed panels mounted within the opening**

- Single or bi-parting sliding door
- Self-supported within the opening
- Automated or manual
- Fixed glazed panel within the opening



## **DT-A1 Hygieniglass sliding door surface mounted**

- Single or bi-parting sliding door
- Surface sliding door

---

# DT5 Hermetic glass sliding door options



## **DT5 Hermetic sliding glass door with fixed glazed panels mounted within the opening**

- Single or bi-parting sliding door
- Self-supported within the opening
- Automated or manual
- Fixed glazed panel within the opening



## **DT5 Hermetic sliding glass door surface mounted**

- Single or bi-parting sliding door
- Surface sliding door

# Hygieniglass sliding door product comparison

Door Types	DT-A1 Fully Glazed Sliding Door	DT-5 Fully Glazed Hermetic Sliding Door
<b>Door Surround - Standard</b>	45mm wide x 110mm high powder coated aluminium surround profile Colour to RAL number	60mm anodised aluminum surround frame flush with double glazing with black screen printed border
<i>Options:</i>	Satin aluminum surround frame finish Stainless steel surround	Powder coated aluminium surround finished to standard RAL colours also available
<b>Glass - Standard</b>	Double layer of 6mm toughened Glass Single layer of 6mm toughened glass	Double layer of 6mm toughened glass
<i>Options:</i>	10.4mm laminated safety glass Toughened & laminated safety glass Antimicrobial glass	Not applicable
<b>Beading for Single Glaze Option</b>	Sloped beading between glass and frame Rectangular beading between glass and frame	Not applicable
<b>Seals</b>	Draught compression seals to leading & trailing edges, jambs and transoms No seals	Factory-fitted neoprene gasket for hermetic sealing
<b>Track</b>	DT5 aluminium track system with complete with low friction nylon roller bearings	DT5 aluminium track system with patented 45 degree and indentations for hermetic sealing
<b>Canopy</b>	Sloping canopy Flat top canopy	Sloping canopy Flat top canopy
<b>Finish</b>	Stainless steel	Stainless steel
<i>Options:</i>	Powder coated to standard RAL number	Powder coated to standard RAL number
<b>Handles</b>	Stainless steel D handle back to back secret fix at 300mm centres Stainless steel D handle at 300mm centres on track side and flush pull handle on non track side	Lever cam handle Flush pull handle No Handles
<i>Options:</i>	Antimicrobial handles	
<b>Frame</b>	45mm wide x 110mm high surround frame	Aluminium corner edge profile
<i>Options:</i>	Aluminium corner edge profile Stainless steel wall liner	Stainless steel wall liner
<b>Operation - Standard</b>	<b>Manual</b> Manual opening with soft open / close damper <b>Automated</b> Electric automation with micro processor controls Motor position top or end mounted on track	<b>Manual</b> Manual Opening with lever cam handles <b>Automated</b> Electric Automation with micro processor controls Motor position top or end mounted on track

	Full safety sensor mounted above doors	Full safety sensor mounted above doors
<i>Options:</i>	<p>Battery backup for automation</p> <p>Electronic locking</p> <p>Manual opening force less than 15nm with no seals or damper</p>	<p>Battery backup for automation</p> <p>Electronic locking</p>
<b>Automation Activation</b>	<p>Push buttons</p> <p>Touchless sensors</p> <p>Radar</p>	<p>Push buttons</p> <p>Touchless sensors</p> <p>Radar</p>
<b>Mounting Type</b>	<p>Track mounted over the structural opening</p> <p>Requires sliding space</p> <p>Requires track fixing over the opening and sliding space</p>	<p>Track mounted over the structural opening</p> <p>Requires sliding space</p> <p>Requires track fixing over the opening and sliding space</p>
<i>Options</i>	<p>Fixed glazed panel within the structural opening</p> <p>Track mounted within Structural opening (self supporting unit)</p> <p>Glass sliding door sliding over fixed glazed panel</p> <p>100 x 145mm aluminium box section at head section and 100 x 45mm aluminium up rights fixed into opening</p> <p>Fixed glazed panel fixed within opening</p>	<p>Fixed glazed panel within the structural opening</p> <p>Track mounted within structural opening (self supporting unit)</p> <p>Glass sliding door sliding over fixed glazed panel</p> <p>100 x 145mm aluminium box section at head section and 100 x 45mm aluminium up rights fixed into opening</p> <p>Fixed glazed panel fixed within opening</p>
<b>Fixed Glazed Panels</b>	<p>Fixed glazed panel on 1 side</p> <p>Fixed glazed panel either side for bi-parting</p> <p>45mm wide x 110mm high powder coated aluminium surround frame profile to match door blade</p> <p>110mm wide x 45mm high surround frame</p> <p>Glass spec to match door blade</p>	<p>Fixed glazed panel on 1 side</p> <p>Fixed glazed panel either side for bi-parting</p> <p>110mm wide x 45mm high surround frame</p>
<b>Venetian Blinds</b>	<p>Integral venetian blind system</p> <p>Colour of blind slat from standard range</p> <p>Integrated venetian blind systems with horizontal slats with tilt only.</p> <p>Manually operated via turn knob</p> <p>Electronically operated with up/down rocker switch for blind control</p>	<p>Integral venetian blind System</p> <p>Colour of blind slat from standard range</p> <p>Integrated venetian blind systems with horizontal slats with tilt only.</p> <p>Manually operated via turn knob</p> <p>Electronically operated with up/down rocker switch for blind control</p>
<b>Manifestations</b>	<p>Manifestations mounted on inside of the glazed on a double glazed Unit</p> <p>Manifestations surface applied on glazing by others</p>	<p>Manifestations surface applied on glazing by others</p>
<b>Switchable Glass</b>	<p>LCD switchable glass max size 1500 x 3200mm</p> <p>Opaque in off state and translucent in "on" state</p>	<p>LCD switchable glazing</p> <p>9.2mm glazing that is available in sizes up to 1,800mm x 3,500mm</p>

# DT-A1 Hygieniglass sliding door with fixed glazed panels mounted within the opening



DT-A1 Glass sliding door with fixed glazed panel

---

Option of single sliding or bi-parting

---

One or two fixed glazed panels

---

Manual or automated door

---

Options include manifestations, blinds or switchable glass within door & fixed glazed panels



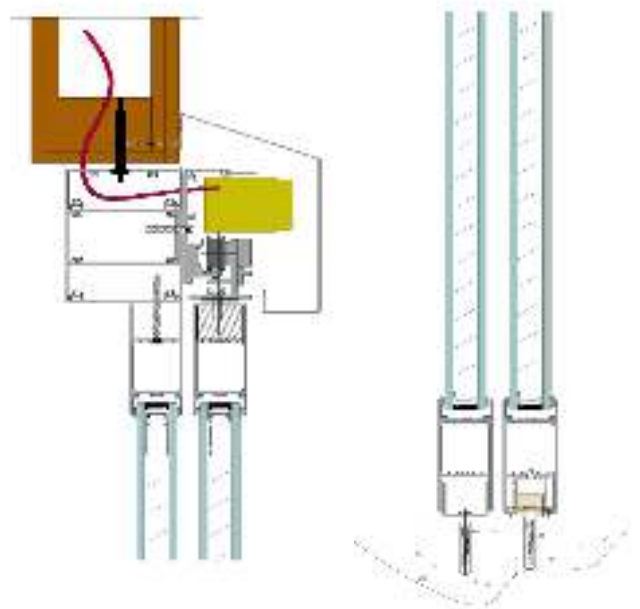
DT5 track system fitted to 100 x 145mm aluminium box section at head

---

Aluminium box section fixed into wall


---

Fixed glazed panel fitted to underside of box section



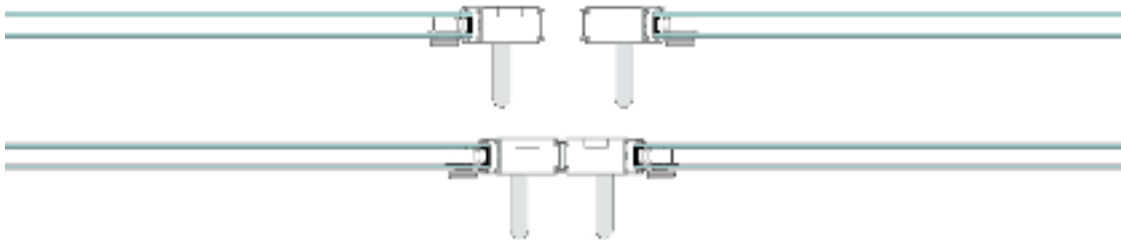
Self-supporting 100 x 45mm aluminium vertical posts fitted into grounds in wall opening.

Fixed glazed unit fixed to aluminium vertical supports



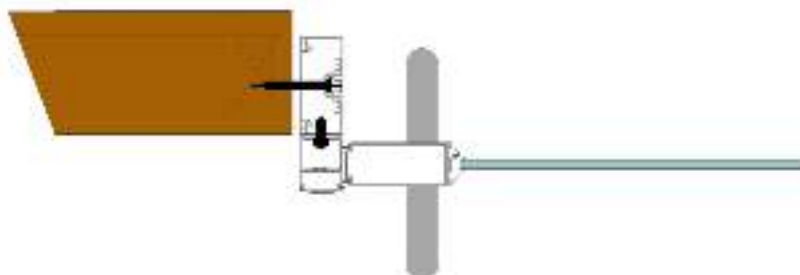
---

Closure detail with integrated leading edge seals

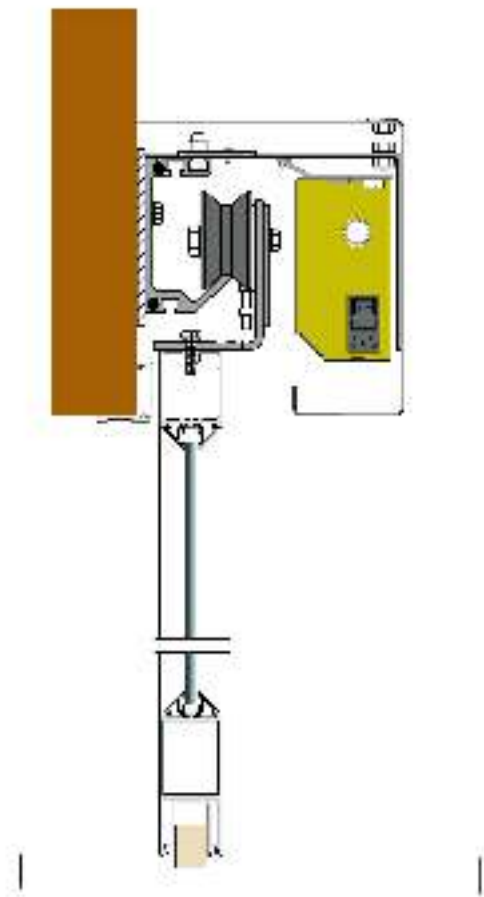
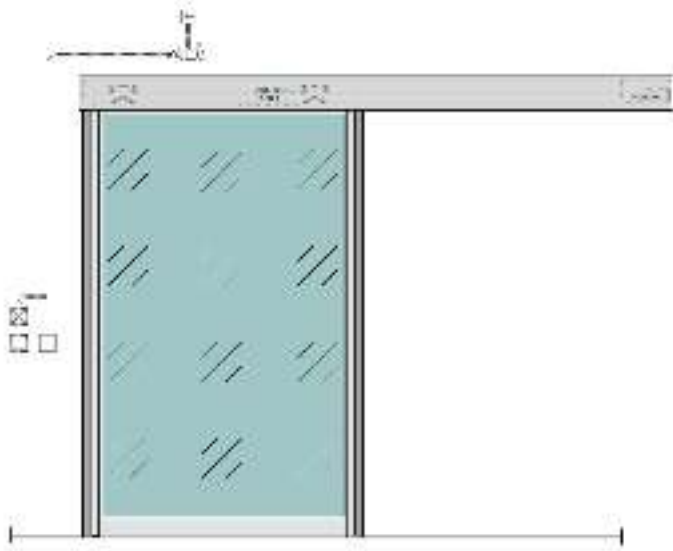


---

Extended aluminium vertical support as door stop at leading edge



# DT-A1 Hygieniglass surface sliding door fixings details



Surface sliding door

Option of single sliding or bi-parting

Manual or automated door

Surfaced mounted track that spans over the opening and sliding space

DT5 track and canopy

Sloped canopy with option of flat top.

Powder coated aluminium frame with option of stainless steel surround frame

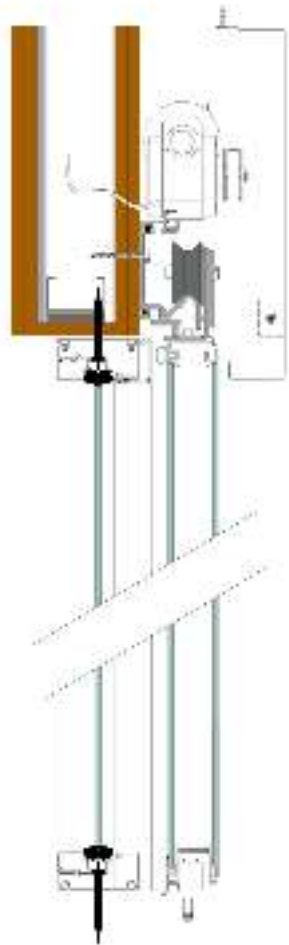
Single glazed 6mm toughened glass

Sloped edge beading between glass and frame

Options include manifestations, blinds or switchable glass within door & fixed glazed panels



# DT5 Hermetic sliding door with fixed glazed panels mounted within the opening



DT5 hermetic glass sliding door with fixed glazed panel

Option of single sliding or bi-parting

One or two fixed glazed panels

Manual or automated door


Surfaced mounted track that spans over the opening and sliding space

Track can also be fixed into self supporting aluminium box section within the opening

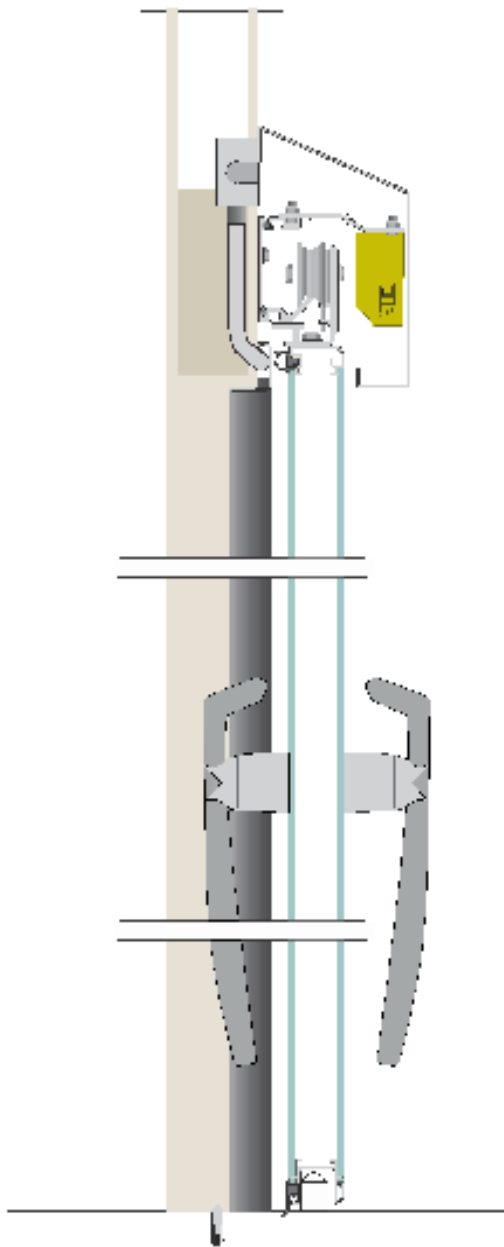
Fixed glazed panel fitted within the opening

Aluminium corner profile fitted to the edge of the fixed glazed panel and door surround for the DT5 glass door seals to seal against

Options include manifestations, blinds or switchable glass within door & fixed glazed panels



# DT5 Hermetic surface sliding glass door fixing details



Surface sliding door

Option of single sliding or bi-parting

Manual or automated door

Surfaced mounted track that spans over the opening and sliding space

DT5 track and canopy

Sloped canopy with option of flat top.

Anodised aluminum surround frame with two sheets of 6mm toughened glass, finished flush to both sides.

Options include manifestations, blinds or switchable glass within door & fixed glazed panels

## Glass sliding door features



Powder coated aluminium

2 x 6mm toughened glass

Integrated venetian blinds with tilt function

Automation with touchless sensors and safet sensors



Single sliding door with fixed glazed panel, self-supported, fitted within door opening

Powder coated aluminium

2 x 6mm toughened glass

Manifestations mounted on the inside of the double-glazed unit

Automated with touchless Sensors

## Antimicrobial Options



### Antimicrobial Pull Handle

Antimicrobial copper alloy handles

Scientifically proven to kill bacteria including MRSA

Secret fix, bolt through or back to back fixings

Aesthetic finish and appearance of stainless steel

400mm or 650mm sizes available



### Antimicrobial Glass

On-line coated glass with a photocatalytic coating providing antimicrobial properties

Reduces the risk of microbial transmission from frequently touched surfaces

Can be toughened or laminated

## Contact Us

### Ireland

Dortek  
Bond Street  
Wicklow Town  
County Wicklow  
A67 HE26  
Ireland

Tel: +353 (0) 404 67101  
Email: [info@dortek.com](mailto:info@dortek.com)

### Singapore

Dortek Hygienic Door Systems Pte Ltd  
627A Aljunied Road  
BizTech Centre 04-06  
Singapore  
389842

Tel: +65 67411787  
Email: [info@dortek.com](mailto:info@dortek.com)

### United Kingdom

Dortek Ltd  
St Mark Street, Hull  
East Yorkshire  
HU8 7ED  
England

Tel: +44 (0) 1482 226848  
Email: [info@dortek.com](mailto:info@dortek.com)

### Sweden

Dortek AB  
Box 151 0  
Sodra Dragongatan 26B  
SE 27100 YSTAD  
Sweden

Tel: +46 (0)411 138 40  
Email: [info@dortek.se](mailto:info@dortek.se)

### USA

Dortek Inc  
10 East 6TH Avenue, Suite 310  
Conshohocken  
Pennsylvania  
PA 19428

Tel Office: +1 610 234 7276  
Sales: +1 617 401 8226  
Email: [us-sales@dortek.com](mailto:us-sales@dortek.com)

